










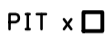




































































**LEGEND**

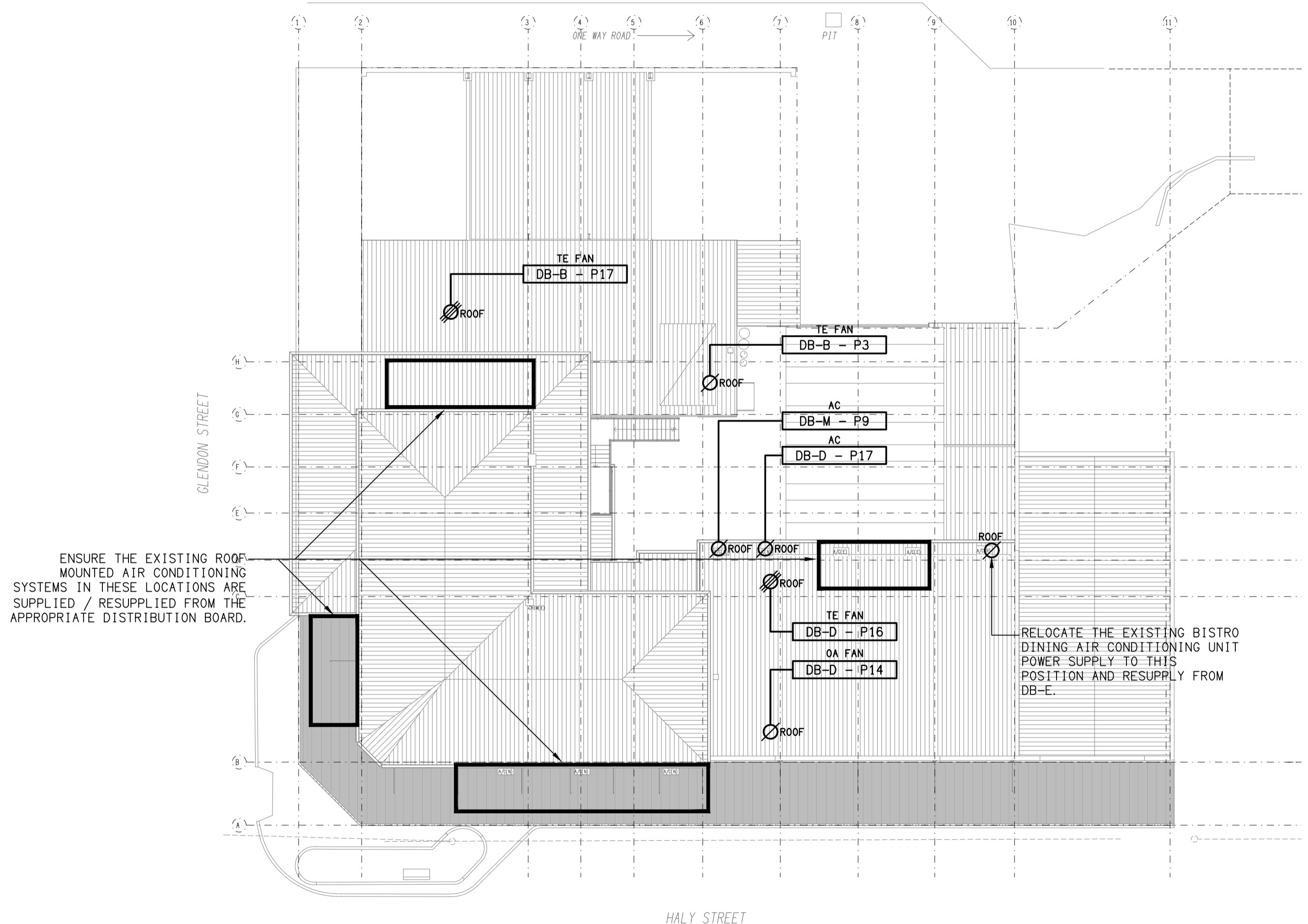
-  ELECTRICAL SERVICES SWITCHBOARD.
-  SWITCHBOARD / CONTROL PANEL NOT PROVIDED AS PART OF THE ELECTRICAL SUBCONTRACT.
-  SINGLE POWER OUTLET.
-  DOUBLE POWER OUTLET.
-  SPECIAL PURPOSE POWER OUTLET.
-  SINGLE PHASE ISOLATOR.
-  THREE PHASE ISOLATOR.
-  JUNCTION BOX.
-  CONDUIT ROUTE.
-  CABLE ACCESS DUCT.
-  x DENOTES CONDUIT TYPE.
-  PIT x □ ELECTRICAL PIT, TYPE AS NOTED.
-  HAND DRYER CONNECTION.
-  PRESENCE DETECTOR.
-  ONE-WAY LIGHT SWITCH.
-  ONE-WAY LIGHT SWITCH C/W DALI POT DIMMER.
-  TWO-WAY LIGHT SWITCH.
-  LIGHTING SWITCH PANEL, TYPE AS NOTED.
-  CIRCUIT LINE.
-  SWITCH LINE.
-  DB-x - Py POWER CIRCUIT DESIGNATION. DENOTES DB AND CIRCUIT.
-  ELECTRICAL EQUIPMENT AS NOTED.
-  CAT 6 RJ45 COMMUNICATIONS OUTLET.
-  CAT 6 RJ45 GAMING OUTLET.
-  SECURITY DATA GATHERING PANEL.
-  GAMING FIBRE.
-  HDMI OUTLET, TYPE AS NOTED.
-  SUPPLY AUTHORITY TARIFF METER.
-  PRIVATE MULTI FUNCTION LOGGING METER.
-  FUSE.
-  SINGLE PHASE.
-  THREE PHASE.
-  CURRENT TRANSFORMER C/W REMOVABLE LINK.
-  CIRCUIT BREAKER.
-  ISOLATOR.
-  RESIDUAL CURRENT DEVICE.
-  REFER TO DETAIL NOTED FOR THE AREA SHOWN HATCHED. ADDITIONAL OUTLETS & FITTINGS MAY BE SHOWN ON DETAIL.
-  FIRE DETECTION CIE.
-  EMERGENCY WARNING CIE.
-  KITCHEN EXHAUST FAN, VARIABLE SPEED DRIVE.

**LEGEND**

-  E1: GENERAL LED EMERGENCY LIGHT.
-  E2: SURFACE BLACK LED EMERGENCY LIGHT.
-  E3: RECESSED ON ANGLED BULKHEAD WHITE LED EMERGENCY LIGHT.
-  EX: EMERGENCY LED EXIT LIGHT.
-  HL: HEAT LAMP.
-  Lx: LIGHT FITTING C/W NON-MAINTAINED EMERGENCY BATTERY PACK. TYPE AS NOTED.
-  L1: GAMING DECORATIVE PENDANT.
-  L2: BISTRO DECORATIVE PENDANT.
-  L3: TAB PENDANT.
-  L4: RELOCATED POOL TABLE LIGHT.
-  L5: 300 X 1200 LED FLAT PANEL.
-  L6: EXISTING TROFFER TO BE REPLACED WITH 300 X 1200 LED FLAT PANEL.
-  L7: AMENITY RECESSED LED DOWNLIGHT.
-  L8: GAMING / BISTROL RECESSED LED DALI DIMMABLE ADJUSTABLE DOWNLIGHT.
-  L9: ENTRY RECESSED LED DOWNLIGHT.
-  L10: 1200 LED BATTEN.
-  L11: 1200 LED BATTEN CW INTEGRAL MOVEMENT SENSOR.
-  L12: 600 LED BATTEN CW INTEGRAL MOVEMENT SENSOR.
-  L13: RECESSED DOWNLIGHT.
-  L14: RECESSED DOWNLIGHT.
-  L15: RECESSED 600 X 600 FLATE PLATE LED TROFFER.
-  L16: RECESSED SIGN FLOOD LIGHT.
-  L17: EXISTING LIGHT FITTING.
-  L18: REMOVE EXISTING WALL LIGHT AND PROVIDE NEW WALL LIGHT.
-  L19: NEW WALL LIGHT.
-  L20: REMOVE EXISTING BUNKER LIGHT AND PROVIDE NEW RECESSED DOWNLIGHT.
-  L21: SURFACE BLACK CAN DOWNLIGHT.
-  L22: NO LONGER REQUIRED.
-  L23: NO LONGER REQUIRED.
-  L24: BEER GARDEN TRACK LIGHT SYSTEM.
-  L25: FESTOON LIGHTS.
-  L26: EXISTING THEATRICAL LIGHTING TO REMAIN.
-  EXIST: EXISTING LIGHT TO REMAIN AS IS.
-  F1: BISTRO CEILING FAN.
-  F2: BEER GARDEN CEILING FAN.
-  OSG 1000V PLUS EXHAUST HOOD CONTROLLER.
-  EH: ELECTRIC HEATER.
-  EHC: ELECTRIC HEATER CONTROLLER.

**ABBREVIATIONS**

- A - AMP CURRENT RATING
- AB - MOUNT ABOVE BENCH.
- AFFL - ABOVE FINISHED FLOOR LEVEL.
- BB - MOUNT BELOW BENCH.
- BH - MOUNT ON BULKHEAD.
- CEIL - MOUNT ON CEILING.
- CS - MOUNT WITHIN CEILING SPACE.
- C/W - COMPLETE WITH.
- DW - DISHWASHER.
- HP - HOT PLATE.
- MCB - MINIATURE CIRCUIT BREAKER.
- MSB - MAIN SWITCHBOARD.
- MSSB - MECHANICAL SERVICES SWITCHBOARD.
- MW - MICROWAVE.
- N - NEON / LED INDICATOR WHEN ON.
- NTS - NOT TO SCALE.
- OV - OVEN.
- QDC - QUEENSLAND DEVELOPMENT CODE.
- RCD - CIRCUIT PROTECTED VIA A 30mA RESIDUAL CURRENT DEVICE INTEGRAL TO THE CIRCUIT BREAKER.
- REF - REFRIGERATOR.
- UNO - UNLESS NOTED OTHERWISE.
- WP - WEATHERPROOF TO IP56 UNO.
- 500 - NUMBER DENOTES MOUNTING HEIGHT AFFL.



**SITE PLAN**  
STAGE 1 WORKS  
SCALE 1:200

ELECTRICAL DESIGN GROUP BRISBANE  
PTY LTD  
ACN 092 710 793  
TRADING AS:  
ELECTRICAL DESIGN GROUP

THE COPYRIGHT OF THIS DRAWING  
REMAINS THE PROPERTY OF THE  
ELECTRICAL DESIGN GROUP.  
USE FIGURED DIMENSIONS  
IN PREFERENCE TO SCALE.  
ALL DIMENSIONS TO BE  
VERIFIED ONSITE.

**ELECTRICAL DESIGN GROUP**  
ELECTRICAL BUILDING SERVICES CONSULTANTS  
BRISBANE GOLD COAST  
P.O. Box 15, Sherwood Q.4075  
Phone: (07) 3278 4375  
Email: brisbane@edg.net.au  
Web: www.edg.net.au

PROJECT:  
**COMMERCIAL HOTEL, KINGAROY - STAGE 1**  
167-177 HALY STREET, KINGAROY

J	CONSTRUCTION	23/02/2024
REV:	DESCRIPTION:	DATE:
DRAWING: <b>ELECTRICAL SERVICES LEGEND &amp; SITE PLAN</b>		
SCALE: 1:200	AT A1	PROJECT NO: <b>C2549a</b>
		DRAWING NO: <b>E01</b>
		REVISION: <b>J</b>